

# START HERE

# DOWN BELOW

Are you new to the VR edition of Escape Room the Game? If so, please learn the basic rules by playing the 'Down Below' game first. Also, play 'Down Below' if you are keen to experience the addition of Virtual Reality to Escape Room the Game.

Please note: 'Down Below' is a game that uses Virtual Reality and can only be played using (cardboard) VR goggles with a button.

### INSTRUCTIONS

**Step 1)** Carefully cut out all parts along the lines. Try to refrain from looking at the contents and do not read any text.  
 - Fish identification chart - Storyline  
 - 8 Parts diving equipment - Map

**Step 2)** Carefully read the rules of Escape Room the Game Virtual Reality. You can also find it on the Escape Room the Game website. Unlike other adventures in Escape Room the Game, Down Below contains only one part and the game is played in 15 minutes.

**Step 3)** Download the free 'Escape Room the Game' app on two different smartphones. On both phones, go to the main menu of 'Down Below'. On one phone, click on 'digital Chrono Decoder'; on the second phone, select 'VR environment'.

**Step 4)** Read the story before you start the game.

**Step 5)** Start the Chrono Decoder and the VR environment simultaneously. Put the VR environment phone into the VR goggles. The game is on! You only have 15 minutes to find the code for the emergency exit to escape from the submerged submarine.

## DEEP SEA FISH

and their habitats




Flouviatalis

Is not found in coral-rich areas.




Picassolatus

Is not found in areas with strong currents.



Protogeilare

Is not found in open waters.



Redleria

Is not found in areas with many fish-eating birds.



Xipolatus

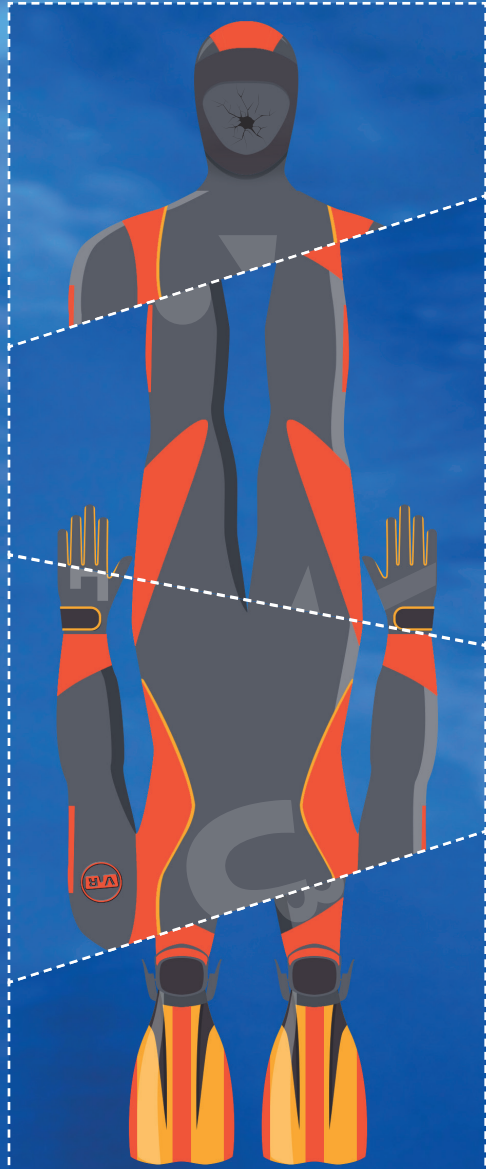
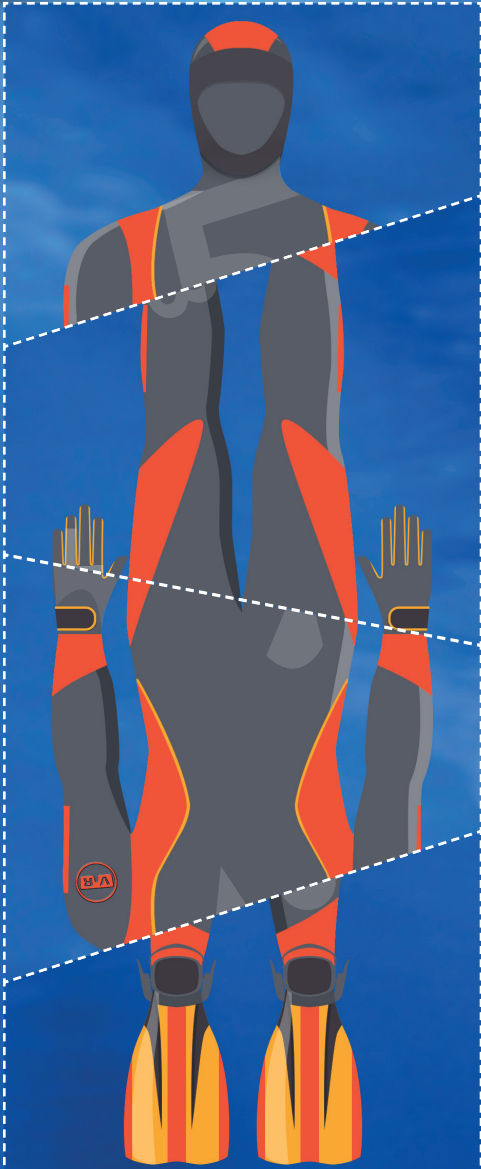
Never swims in shallow waters.



Winchilus

Does not survive in warm water.

© 2015 Identity Games. All rights reserved. This document is the property of Identity Games. It is not to be reproduced, stored in a retrieval system, or transmitted in any form or by any means, electronic, mechanical, photocopying, recording, or by any information storage and retrieval system, without the prior written permission of Identity Games. Identity Games is a registered trademark of Identity Games. All other trademarks are the property of their respective owners.



# Down Below

You open your eyes, and all you can see are colorful fish at first. The small room is pitch-black. You can hear strange, muffled banging and soft panting. It takes a while until you realize that you and your friends are under water, at great depth. Then you remember snippets of what happened...

There was a big argument with the seller of an old submarine you and your friends were going to buy and fix up. Once you arrived at the old harbor shed, you found the submarine to be in very poor condition. The vessel was worth nowhere near the agreed \$ 1.2 million in cash. Before you realized what happened, the owner yelled out: "Hand over the money!" In the struggle that ensued, the seller lost his disguise. "That was a bad mistake. I will now have to kill you!" he yelled...

You get a fright when suddenly an alarm sounds in the submarine with a harsh voice saying: "Emergency procedure put into operation; unlock the emergency door immediately." A few seconds later: "Final warning! 15 minutes of oxygen left." ... "Final warning! 15 minutes of oxygen left." Fortunately, the emergency lights have been turned on. You quickly glance at your watch; the time is **seventeen minutes past two**. And then one final memory of the old harbor shed: a hard, bony fist flying towards your face at high speed... wham!

Find the code to open the emergency door to escape from the sunken submarine within 15 minutes.

## Hint Card 1 | 10:00

THE WEEDS FORMS THE CODE OF THE OXYGEN TANK. REMEMBER TO LOOK UP IN THE VR ENVIRONMENT.

## Hint Card 2 | 05:00


SPOT THE 5 SPECIES OF FISH AND LOCATE THEIR HABITATS ON THE MAP. YOU ARE IN THE AREA THAT THE UNSEEN FISH AVOIDS.



WATER COLOR/DEPTH INDEX & DECOMPRESSION TABLE	
50m	20m
60m	30m
70m	40m
80m	50m
90m	60m
100m	70m
110m	80m
120m	90m
130m	100m
140m	110m
TIME 2:00 - 3:00	TIME 9:00 - 10:00

## THE USE OF DECOMPRESSION STOPS

If you do not make enough decompression stops on the way up, air bubbles might form in your blood and you are at risk of losing consciousness. It is mandatory to stay at the same depth for at least 5 minutes per stop.



Which wrench is the key to opening the rusted door?

Use the diving suit to choose the matching oxygen cylinder in the submarine. Then set the cylinder on the correct oxygen supply position.

Find out at what depth the submarine is located and how many decompression stops must be made while swimming to the water's surface.

Where are you?

